



### District Report Card: 2017


|                      |                             |
|----------------------|-----------------------------|
| <b>State:</b> Odisha | <b>District:</b> Cuttack    |
| <b>Class:</b> 3      | <b>Subject:</b> Mathematics |
| <b>Schools:</b> 60   | <b>Students:</b> 889        |


### Participation/Coverage


#### Students

|  |        |  |       |  |        |  |       |  |
|--|--------|--|-------|--|--------|--|-------|--|
| <div>GENDER</div> <div></div> | Boys   |  |       |  | Girls  |  |       |  |
|  | Number |  | %     |  | Number |  | %     |  |
|  | 435    |  | 48.93 |  | 454    |  | 51.07 |  |

|   |        |  |       |  |        |  |       |  |
|---|--------|--|-------|--|--------|--|-------|--|
| <div>AREA</div> <div></div> | Rural  |  |       |  | Urban  |  |       |  |
|   | Number |  | %     |  | Number |  | %     |  |
|   | 757    |  | 85.15 |  | 132    |  | 14.85 |  |

|  |        |       |        |       |        |       |        |       |
|--|--------|-------|--------|-------|--------|-------|--------|-------|
| <div>CATEGORY</div> <div></div> | SC     |       | ST     |       | OBC    |       | GEN    |       |
|  | Number | %     | Number | %     | Number | %     | Number | %     |
|  | 208    | 23.40 | 108    | 12.15 | 449    | 50.51 | 124    | 13.95 |

|  |    |    |    |      |    |     |
|--|----|----|----|------|----|-----|
| <div>CWSN</div> <div></div> | LD | VI | HI | S&LD | ID | Oth |
|  | 1  | 2  | 0  | 2    | 1  | 17  |

|  |            |  |       |                  |  |      |
|--|------------|--|-------|------------------|--|------|
| <div>Management</div> <div></div> | Government |  |       | Government-aided |  |      |
|  | Number     |  | %     | Number           |  | %    |
|  | 879        |  | 98.88 | 10               |  | 1.12 |

### Average Performance of Students in Mathematics (%)

| Overall      | Gender       |              | Area         |              | Management   |              | Social Group |              |              |              |
|--------------|--------------|--------------|--------------|--------------|--------------|--------------|--------------|--------------|--------------|--------------|
|              | Male         | Female       | Rural        | Urban        | Govt.        | Aided        | SC           | ST           | OBC          | GEN          |
| <b>73.96</b> | <b>74.74</b> | <b>73.20</b> | <b>73.84</b> | <b>74.60</b> | <b>73.88</b> | <b>80.67</b> | <b>72.18</b> | <b>77.10</b> | <b>74.92</b> | <b>70.70</b> |

## Performance on Learning Outcomes (LOs)

| Learning Outcomes | Description   | Average Performance(%) |
|-------------------|---|------------------------|
| M301              | Reads and writes numbers up to 999 using place value  | 72.72                  |
| M302              | Compares numbers up to 999 based on their place values  | 83.46                  |
| M303              | Solves simple daily life problems using addition and subtraction of three digit numbers with and without regrouping   | 69.42                  |
| M304              | Constructs and uses the multiplication facts (up till 10) in daily life situations                                    | 74.69                  |
| M305              | Analyses and applies an appropriate number operation in the situation/ context  | 79.30                  |
| M306              | Explains the meaning of division facts by equal grouping/sharing and finds it by repeated subtraction                 | 75.59                  |
| M309              | Identifies and makes 2D-shapes by paper folding, paper cutting on the dot grid, using straight lines etc.             | 89.32                  |
| M311              | Fills a given region leaving no gaps using a tile of a given shape  | 15.37                  |
| M312              | Estimates and measures length and distance using standard units like centimeters or meters & identifies relationships | 49.55                  |
| M317              | Reads the time correctly to the hour using a clock/watch  | 79.53                  |
| M318              | Extends patterns in simple shapes and numbers   | 70.10                  |
| M319              | Records data using tally marks, represents pictorially and draws conclusions  | 89.43                  |

| Range of Performance of Students who Answered Correctly |      |           |      |           |       |           |       |
|---|------|-----------|------|-----------|-------|-----------|-------|
| Below 30%   |      | 30% - 50% |      | 50% - 75% |       | Above 75% |       |
| Number  | %    | Number    | %    | Number    | %     | Number    | %     |
| 44  | 4.95 | 87        | 9.79 | 281       | 31.61 | 477       | 53.66 |

### Lowest Performing Learning Outcomes (LOs)

- 1 - Fills a given region leaving no gaps using a tile of a given shape (15.37)
- 2 - Estimates and measures length and distance using standard units like centimeters or meters & identifies relationships (49.55)
- 3 - Solves simple daily life problems using addition and subtraction of three digit numbers with and without regrouping (69.42)
- 4 - Extends patterns in simple shapes and numbers (70.10)
- 5 - Reads and writes numbers up to 999 using place value (72.72)